



H.E. Supplies Pty Ltd
Hobby Supplies
Engineering Supplies

ABN 54 125 001 541



Glow Plugs

186 Wecker Road Mansfield Queensland 4122
Phone: 07 3216 8166 Fax 07 3349 1400

Glow Plugs

WHAT IS A GLOW PLUG?

Glow plugs are used to ignite the fuel in nitro powered model engines. This is by means of a helical wire filament located in tip of the plug. When the plug is connected to an electric current the filament glows and ignites the fuel when the engine is cranked. Once the engine has started and the electrical current removed, the plug will continue to glow due to the heat of the combustion chamber.



HOT PLUGS AND COLD PLUGS

A hot plug gets hotter and stays hot longer than a cold plug. In general, hot plugs are used for fuels with less nitro and cold plugs are use for fuels with more nitro. Choosing the most suitable plug usually only comes through experience. You will need to find out what works best with your engine, the air temperature and the type of fuel you are using.

GENERAL GUIDE TO HOT AND COLD PLUG USE

When to use or switch to Hot Plugs


- Low nitro fuels (less than 25%)
- Colder weather
- Low rpm engines
- If you notice an immediate RPM drop when you remove the starter leads

When to use or switch to Cold Plugs

- High nitro fuels (more than 25%)
- Warmer weather
- High rpm engines
- If your engine tends to backfire a lot



INFORMATION SHEET
www.hobbyparts.com.au



H.E. Supplies Pty Ltd
Hobby Supplies
Engineering Supplies

ABN 54 125 001 541



Glow Plugs

186 Wecker Road Mansfield Queensland 4122
Phone: 07 3216 8166 Fax 07 3349 1400

STANDARD PLUG COMPARISON

Brand/Type	Temperature Scale							
	Cold		Medium				Hot	
OS		R5			A5	#8		A3
Rossi	R8	R7	R6	R5	R4	R3	R2	R1
Enya	#6			#5		#4		#3
Fox	Pro 8 Short			RC Short		Standard Short		
McCoy				MC-9		MC-8	MC-55	MC-59

SPECIAL PLUGS

The following plugs are designed for special purposes only and should not be interchanged with standard plugs.

OS

- Type F - 4 stroke, Long Reach
- Type RE - Only for OS 0.30 Wankel rotary engines, Long Reach

McCoy

- MC-50 - Long, Idle Bar, Hot
- MC-14 - 4 Stroke, Very Hot

Fox


- Miracle Plug - 4 Stroke Hot

Sonic Tronics

- Glowdevil ST 301/302 - 4 Stroke



INFORMATION SHEET
www.hobbyparts.com.au



H.E. Supplies Pty Ltd
Hobby Supplies
Engineering Supplies

ABN 54 125 001 541



Glow Plugs


186 Wecker Road Mansfield Queensland 4122
Phone: 07 3216 8166 Fax 07 3349 1400

GENERAL TIPS

- Take care to use the correct voltage with your plug. Applying too high a voltage may cause the plug to burn out instantly.
- Use a colder plug with high nitro fuels and a hotter plug with low nitro fuels
- Use turbo plugs on turbo engines and standard plugs on standard engines. Never use the wrong type.
- Smaller engines may need hotter plugs because they don't retain heat as well as larger engines.
- Consider the air temperature. A hotter day may call for a colder plug. Use hotter plugs in cooler weather.
- If an engine is running rough or accelerating sluggishly, a hotter plug may help fix the problem.
- Colder plugs may help improve power and performance but may also cause rough idling and tuning difficulty.
- A hotter plug will help with cars and buggies that do a lot of slowing down and turning. If the car is run on long straights and the engine is running at maximum temperature a colder plug may be best.
- If the engine stalls or goes sluggish when the battery is disconnected then you should consider using a hotter plug or higher nitro fuel.
- If the engine backfires when cranking then you may need a colder plug or lower nitro fuel.
- Do not remove a glow plug while power is being applied to the engine.
- Take care not to place hot glow plugs close to fuel.
- Batteries may heat up when connected to a glow plug. Some plugs may damage batteries or cause them to explode.
- Glow plugs have a limited life. You should carry a few spares so that your enjoyment doesn't come to an abrupt end due to a glow plug failure.
- Glow Plugs do not need to be very tight. Just seat them, then another 1/4 turn.



INFORMATION SHEET
www.hobbyparts.com.au



H.E. Supplies Pty Ltd
Hobby Supplies
Engineering Supplies

ABN 54 125 001 541



Glow Plugs

186 Wecker Road Mansfield Queensland 4122
Phone: 07 3216 8166 Fax 07 3349 1400

OTHER INFORMATION

Idle Bars

An idle bar is a type of shield that protects the glow plug's coil from cooling too quickly when the throttle is opened and there is an incoming surge of fuel and air. This problem only occurs in some engines. Unfortunately, the idle bar may also reduce peak performance, so use of an idle bar glow plug only needs to be considered if you are having transition problems and your low speed mixture is correctly adjusted.



INFORMATION SHEET
www.hobbyparts.com.au